


<https://play.edshed.com/en-gb/login>

Logging in

Log in using the username and password or scannable QR code and it will take you to this screen.

The pink notification boxes indicate how many assignments have been set by the teacher and on which game. If you click on the assignments box at the top of the menu, you can see all of the assignments together.



To get to the Spelling Shed games, click on Spelling Shed and you will see a screen that looks like this.

This screen shows the assignments that have been set by the teacher. The assignments link to games that include the words that need to be learnt or practised. The icons or badges on the assignments show different achievement levels and are an incentive for the children to play more and aim for the top level. They are also a quick way for teachers to see how well they can spell the words in the lists.





Parent Guide

When you click on an assignment, you will see three game options that look like this.

When completing an assignment, you must use one of the first two game options. Playing the bonus games will not contribute towards the set assignment.



Play

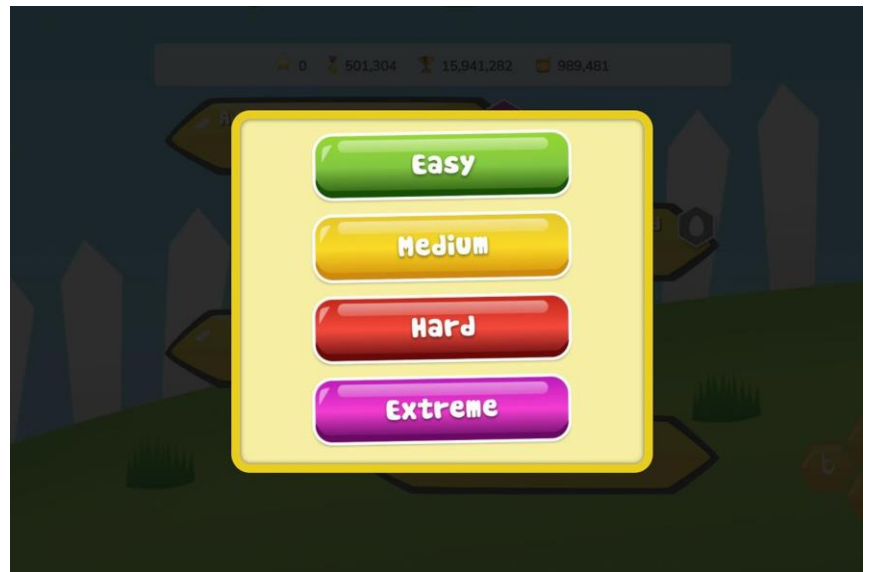
When you click 'Play', four difficulty options will appear.

Easy - You will be shown the word as well as hearing it and you will only see the letters you need to spell it.

Medium - You can listen to the word and you will only have the letters you need.

Hard - You can listen to the word but you will have a few extra letters added


Extreme - You will hear the word and you have a full keyboard of letters



These levels of difficulty apply to solo and hive games. Games completed on easier levels will give the player a lower score and lower ranking. The teacher will be able to see which levels have been chosen for each game.

This is what the game looks like on the Extreme level.

The word can be typed using a keyboard or clicked with a mouse and you can use the 'enter' key or the green tick to submit the word. If you are using the game on a tablet, the letters can be tapped and the green tick used to submit the word.

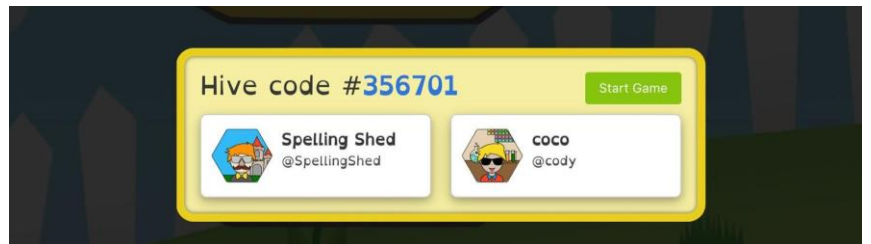


Rather than letters, the teacher may choose to use the phonics the children have been learning in class. They will show on tiles like this:



Hive Games

Hive games are a multiplayer version of the spelling game above. You can invite friends or classmates to play against you using the number that appears when you start a Hive game. Playing Hive games will also contribute to set assignments. This is what the screen will look like when you start a Hive game, there is no limit to how many people can join but you have to give them the joining code to be able to participate. Only people within our school can access this.



Alternatively, you can join a friend's Hive game by clicking the menu button in the top left corner and clicking 'Join Hive Game'. Enter the Code and click done and you should automatically join.



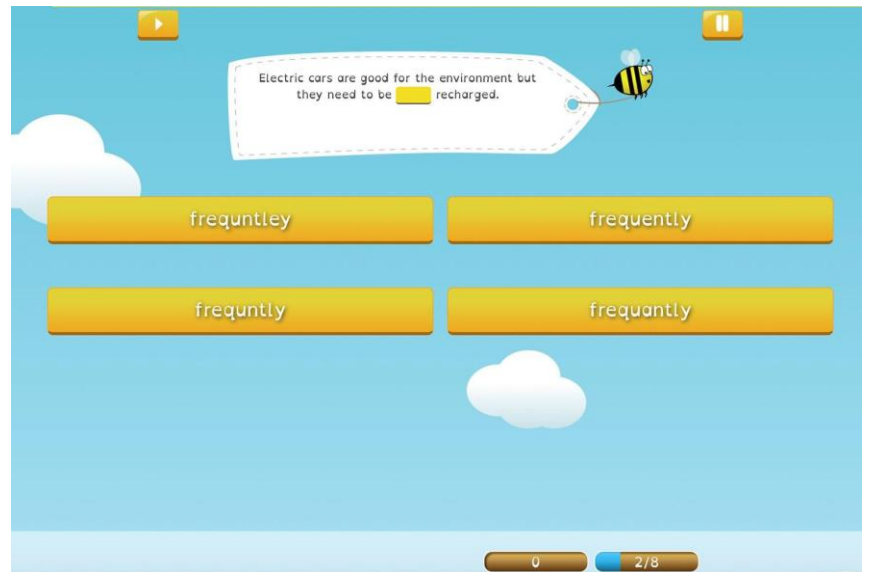
Bonus Games

Beekeeper is a Hangman-style game where you have to guess the letters of a word before you lose all of the bees. The fewer wrong letters you choose, the more bees you save.

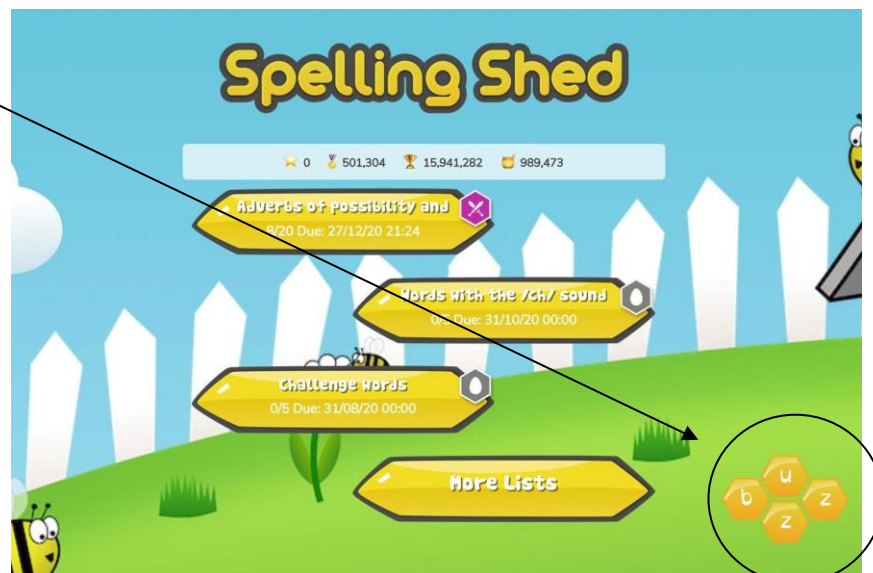


In the **Missing Word** game, you have to select the correct word to fill in the gap in the sentence.

The Easy level gives you two word options, Medium gives you four word options, Hard gives you letter options to spell the word and Extreme gives you a full keyboard.




Buzz words can be accessed from the logging on page.





Parent Guide

The Buzz words game gives you a random selection of letters and you have to spell as many different words as you can within the time limit. There are two different levels for this game. On the easy level, you can use any of the letters given to spell a word in any order whereas the Hard level only lets you create words using letters that are next to each other.




Scoring and Honey Pots

Scoring: When playing any of the spelling Shed games, there are different scores: 1) is the running total of all points; 2) is the weekly score- this one will increase as the child plays but then will drop the following week to start again; 3) is your child's highest score so far.

The score you build will add to different spelling shed leagues meaning we can see the highest scorers across the school & the world!

Honey Pots: Honey pots can be used to buy clothes, accessories and backgrounds for the child's avatar. These are earned through regular practice. Teachers are also able to award honeypots for excellent spelling effort or knowledge. These cannot be purchased; only earned.



Avatar

To change the appearance of your child's avatar, they just need to click on it. When they earn more honeypots, they can purchase different appearance and backgrounds.

